

31/5/21 ML

Good morning class 2.

Today is Monday 31st of May, the last day of May.

We worked with the four seasons last term, according to the four seasons, today is the last day of Autumn and that makes tomorrow the first day of winter.

For today's session, you'll need: your practice book, big orange ML book and crayon bag.

Fix it up:

I	like	to	feet	under	my
under	keep	the	sheet	.	

This sentence is all jumbled up. Please try to sound the words out and write the correct sentence into your practice book. I have marked the sentence starter in purple. Ask your mummy or daddy to help sounding out the sounds with you if you need help. Remember, they are there to help. Also, you may want to write the words onto a piece of paper, cut them out and rearrange the words into the correct sentence.

(I like to keep my feet under the sheet.)

You may pause the recording now, or keep on listening and do everything once you have finished listening to the recording.

Uncover my number.

For today's uncover my number, please work out: 'Mum asks me to set the table for four. I need to get 1 knife and 1 fork as a set for each person. How many knives and forks do I need to get from the drawer?'

Check the answer with your daddy or mummy once you have worked it out.

($4 \times 2 = 8$, or $2 + 2 + 2 + 2 + 2 = 8$)

You may pause the recording now.

Main Lesson

We will be listening to Dreamtime Stories this week. Most of you would have the used orange book from last term. Please find the middle of your book, use the

righthand side of a blank page as the 'cover page' for this ML [see pic 1](#). We will work on the cover page when we get back to school, so just leave it blank now.

Then turn your book to find the next available page, it should be in your left hand side [see pic 2](#). Mark the next available page as page 1. However, for Raphi and Mac, you are starting a new book, so just leave the cover page blank (the first page of the book blank [see pic 3](#)). Mark the second page of your book as page 1 [see pic 4](#).

Once it's done, get a comfy spot, as I am going to share with you the story of the Sun Goddess.

The Sun Goddess.....

Now draw the picture of Sun Goddess and the animals onto page 1 of your ML book [see pic 5](#).

Once the drawing is finished, ask your parents to email me a picture, remember to mark 'Gallery Walk' if you'd like your work to be displayed in the Gallery.

[You may pause the recording now.](#)


That's it for today. For people who want to work on Extras, you may work on the plus and minus worksheets, or continue to work through your Number Book. You may sound out all the words in your Word Family Book. Make some sentences out of the words of your choice then write them into your practice book. Lastly, you may work on your weaving.

ML Task List:


1. Fix it up!
2. Uncover My number: 'Mum asks me to set the table for four. I need to get 1 knife and 1 fork as a set for each person. How many knives and forks do I need to get from the drawer?'
3. Orange ML book-draw: 'The Sun Goddess and the animals.' On page 1.
4. Extras:
 - Addition (plus)/Subtraction (minus) worksheets or
 - Number Book or
 - Word Family or
 - Weaving

Image for Main Lesson:


ML Transcript




pic 1



pic 2



pic 3



pic 4



page 1